

ESWT

Trykkbølgebehandling

Enimed AS inviterer til kurs i trykkbølgebehandling.
Du er velkommen!



Når: Fredag 24. mai 2019

Tid: kl 12.00 – 20.00

Sted: Sjøgata 40-42, 8006 Bodø

Kursavgift: kr 500,- innbetales knr: 2030.21.58887

Foreleser: MT/Teacher OMI Benny Storheil

Påmelding: tore.borko@enimed.no
Tlf: 97 09 15 80

Første mann til mølla - maks 16 personer

Agenda

Registrering

Historikk og generell introduksjon til bruk innen ESWT

Tendinopatii anatomi

Praktisk applikasjon skulder/albue

Praktisk applikasjon fot/akilles/kne og hofter

Avslutning med spørsmål

Enkel servering

Besøksadresse: Kjelsåsveien 174A, 0884 Oslo
E-post: post@enimed.no
Telefon: +47 67 07 91 80
www.enimed.no

Welcome to a practical course in focused Extracorporeal Shock Wave Therapy (ESWT)

Program

1200-12.15	Introduction
1215-1315	Extracorporeal Shock Wave Therapy – (history, principles & physics)
1315-1330	Coffee
13.30-1430	Extracorporeal Shock Wave Therapy (continued)
14:30-1600	Referred Pain. Diagnostic principles of soft tissue lesions (Clinical examination/Clinical pictures. Anatomy). Application of ESWT for common lesions of the shoulder region.
1600-1700	Snacks/Beverage
1700-1730	Anatomy elbow & hand. Clinical Pictures. Application of ESWT for common lesions of the elbow and hand
1730-1800	Anatomy hip & knee. Clinical Pictures. Application of ESWT for common lesions of the hip & knee.
1800-1830.	Coffee/Tea
1830-1900	Anatomy leg, ankle & foot. Clinical Pictures. Application of ESWT for common lesions of the ankle and foot
1900-2000	More application. Summary. Q&A +++. .

Where: Bodø, Norway

When: Friday 24.05.19



ESWT

Shock waves have been used successfully by orthopaedic specialists for many years in the treatment of disease of the musculoskeletal system. The classical orthopaedic indications for shock wave therapy (ESWT) are diseases of the tendon attachments such as changes in the soft tissue area of the rotator cuff of the shoulder, tennis or golf elbow, patellar tip syndrome of the knee or plantar fascia in heel pain.

What is ESWT?

Extracorporeal Shock Wave Therapy (ESWT) is a non-invasive procedure for the treatment of acute and chronic pain of the musculoskeletal system.

The science behind ESWT is analogous to that of lithotripsy, a technology that makes use of acoustic shockwaves to break up kidney stones without surgery. Extracorporeal shockwaves can be seen as a mechanical stressor that is able to induce biochemical changes in living tissue and which can ultimately influence gene expression in cells at the molecular level, consequently, when used selectively, they can produce a specific tissue reaction. This process is referred to as mechanotransduction.

The course

This course will embrace the use of highly accurate piezo-shockwave technology. ESWT is one of the very few medical technologies that is effective at treating chronic injuries. It is suggested that ESWT can "jump start" the healing process in chronic, non-healing injuries and reintroduce the acute phase of healing.

The Piezowave 2 will be used for the practical treatment demonstrations during this course. This is a high quality device with the most recent focussed ESWT technology. All participants will be able to do hands-on treatment with these devices.

This course is suitable for all those practising musculoskeletal medicine, especially those practicing Orthopaedic Medicine. For those not familiar with the principles of Orthopaedic Medicine, no worries, the basic principles will be reviewed. For those who are familiar, a repetition is always useful (repetitio est mater studiorum/ repetition is the mother of study/ learning)

Learning objectives:



1. Acquire knowledge about the theory behind focused ESWT
2. Acquire and perform effective focused ESWT treatment for accurately defined lesions.
3. Acquire knowledge about the prognosis for the treatment with regular evaluation and re-evaluation within the period of treatment.
4. Give preventative advice to avoid a relapse after the treatment.

Goals:

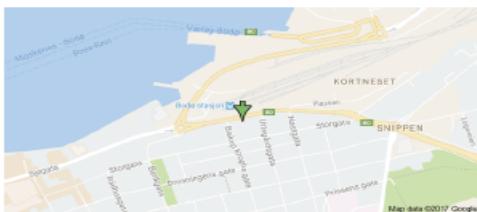
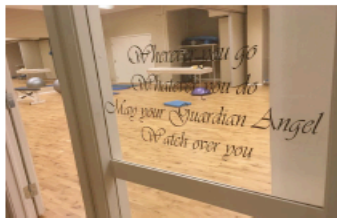

After a completed course the participant will have the knowledge and skills to perform the following:

1. Thorough basic knowledge about ESWT.
2. Understand the anatomy, physiology and pathology in soft tissue damage
3. Differentiate between isometric testing and passive testing, contractile and non-contractile tissue, when using a selective tension principle.
4. Interpret clinical patterns, with positive and negative findings, to set a precise diagnosis.
5. Be able to treat with ESWT defined lesions of the shoulder, elbow, hand, hip, knee & ankle
6. Perform a custom treatment in relation to the diagnose.
7. Treatment routine in acute, sub-acute, and chronic lesions of soft tissue.
8. Give advice to the patient about the disease.
9. Know all the contraindications to the treatment.
10. Give a prognosis of the disease and the duration of the treatment.
11. Customize the treatment to the right area, and know when to end the treatment.
12. Re-evaluate the effects after each treatment method and sequence.
13. Updated with new medical literature.





Velkommen til kurs i våre nye lokaler på 550m² i Sjøgata 40, 8006 Bodø.



Sjøgata 40, 8006 Bodø
Telefon: 75561704/95866636.



För mer informasjon om Klinisk Ortopedisk Medisin - se www.ominorden.com



